


KCIA Student Services

Engagement, Demographics
and Services

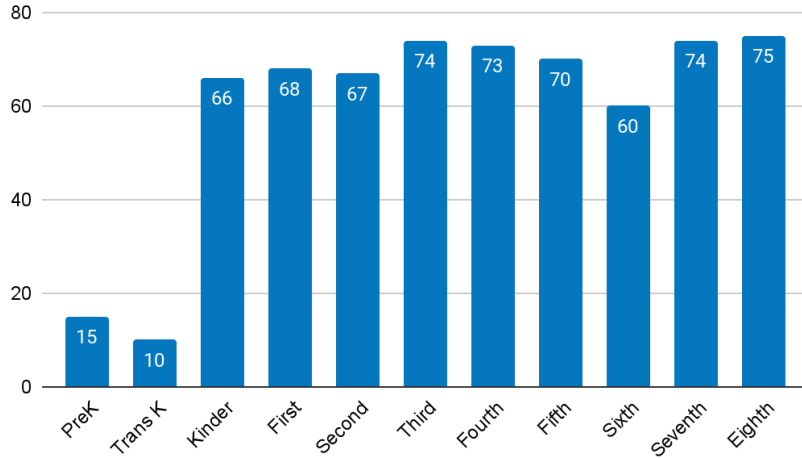


Engagement Measures

KCIA Enrollment Update

Updated December 9, 2022

Enrollment by Grade



Total Enrollment



15
PreK @ DL

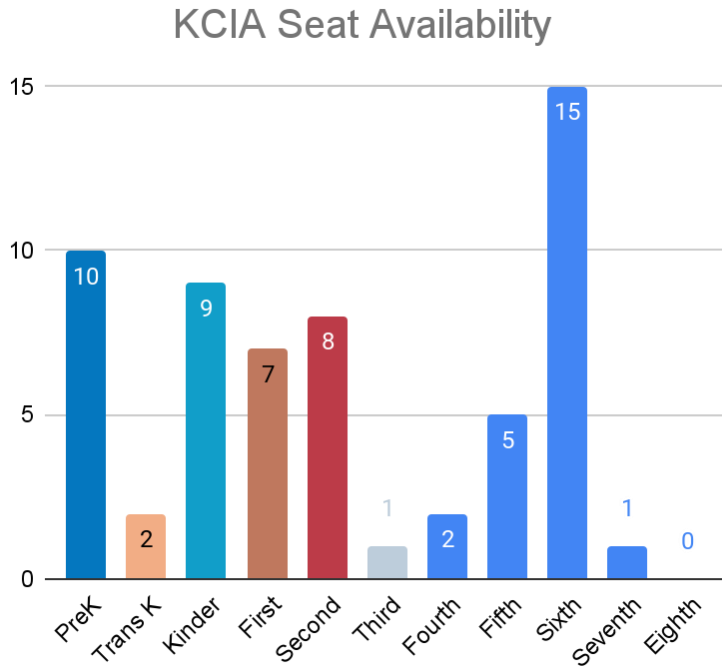


637
TK-8th

652
Total PreK-8th

Open Seats and Waitlist Count

Updated December 9, 2022



Preparations for 23-24 Lottery

KCIA hosted a table at ShowMeKC School's annual citywide fair where parents "shopped" for information about school choices. KCIA will participate in ShowMeKC School's School Saturday event on Saturday, January 28 from 10AM-Noon. At this time new parents can stop by to tour the building and learn more about our school.

Leading up to the lottery (which takes place the first week of March) we will also participate in a digital marketing campaign as well as print and mail advertisements.

Re-enrollment for our current students will begin in January.

Waitlist Count-current year

86

Lottery Applications 23-24

34

Month to Month Enrollment Comparison

Updated December 9, 2022



Enrollment

Total PK-8 Enrollment
(Max Capacity = 687)



Seats Available

Total PK-8 number of open seats



Waitlist Count

Total PK-8 waitlist counts



KCIA Attendance Report

Average % Present Daily-updated 12/9/22

TK-8th Grade

91.27%



Average % of student body present each day

Elementary

90.96%



Average % of TK-5th graders present each day-increased illness

Middle School

91.87%



Average % of 6th-8th graders present each day

KCIA Attendance Report

ADA-updated 12/9/22

TK-8th Grade

584.37

Elementary

387.96

Middle School

196.41

Average Daily Attendance (ADA)

Average Daily Attendance is defined as days of student attendance divided by the number of days in the regular school year. A student enrolled all year and attending every day would equal 1 ADA. Strategies for increasing ADA are to increase enrollment or improve attendance. The state uses ADA to determine funding.

KCIA Attendance Plan

Strategies for Improved Attendance



Communication

Daily calls, texts, emails to parents and leadership update



Attendance Success Plans

Family meetings for students whose attendance has dropped below 80%



Family Supports

Van pickup, supplemental transportation, home visits



Incentives

43 TK-5 students are participating in an attendance mentoring program for quarter 2.

Demographics

Countries of Birth

KCIA students come from 26 different countries. Currently 23% of our students are immigrants or refugees. Refugee students may belong to a nationality that is not the same as his/her birth country. Refugee families are often forced to flee their countries of nationality to the safety of a nearby refugee camp or evacuation point. Many of our students are born in refugee camps before arriving in the United States. For example, a student may have been born in Slovakia but his/her nationality is Somali.

Afghanistan	Cameroon	Cuba	Djibouti
Egypt	Ethiopia	Guatemala	Honduras
Iraq	Kenya	Myanmar	Mexico
Sudan	Slovakia	Somalia	El Salvador
Syria	Chad	Thailand	Turkey
Tanzania	Uganda	Vietnam	South Africa
United States	Zaire		

Home Languages

KCIA families speak over 15 languages. Both written and spoken home-school communication is routinely translated and provided as options for parents in addition to English communication.

Arabic	MaiMai	Burmese	English
French	Karen	Kinyarwanda	Marshallese
Dari	Pashto	Farsi	Somali
Spanish	Swahili	Kiswahili	Vietnamese
Mashaguli			

Student Demographics

